

### Features

- Bask® heated surface creates spa-like relaxation with soothing warmth on your back, shoulders and neck.
- Three heat settings allow you to customize the surface temperature.
- 120 airjets release thousands of heated bubbles that surround and support the body in a warm massage.
- Variable-speed blower lets you adjust massage intensity to 18 levels.
- Heated BubbleMassage™ includes 60-minute automatic shutoff timer.
- Two separate electronic keypad controls for Heated BubbleMassage™ and Bask®.
- Hourglass shape adds style and elegance to your bathroom.
- Bottom surface manufactured with textured appearance.
- Automatic and manual purge cycles remove residual water from air channels after use to keep the system clean.
- Reversible drain.

### Material

- Acrylic.

### Technology

- Bask® technology warms the lumbar surface of the bath, delivering targeted heat to your back, shoulders and neck.
- Heated BubbleMassage™ technology warms and humidifies air before it enters the bath.

### Recommended Products/Accessories

K-1446 Remote Installation Kit  
K-7166-AF Bath Drain  
K-24916 Wireless Music Kit



### Codes/Standards

ASME A112.19.7/CSA B45.10  
CSA B45.5/IAPMO Z124  
ASTM E162  
ASTM E662  
UL 1795





**KOHLER® Hydrotherapy Components  
Five-Year Limited Warranty  
KOHLER® Plastic Baths and Receptors  
Lifetime Limited Warranty**

See website for detailed warranty information.

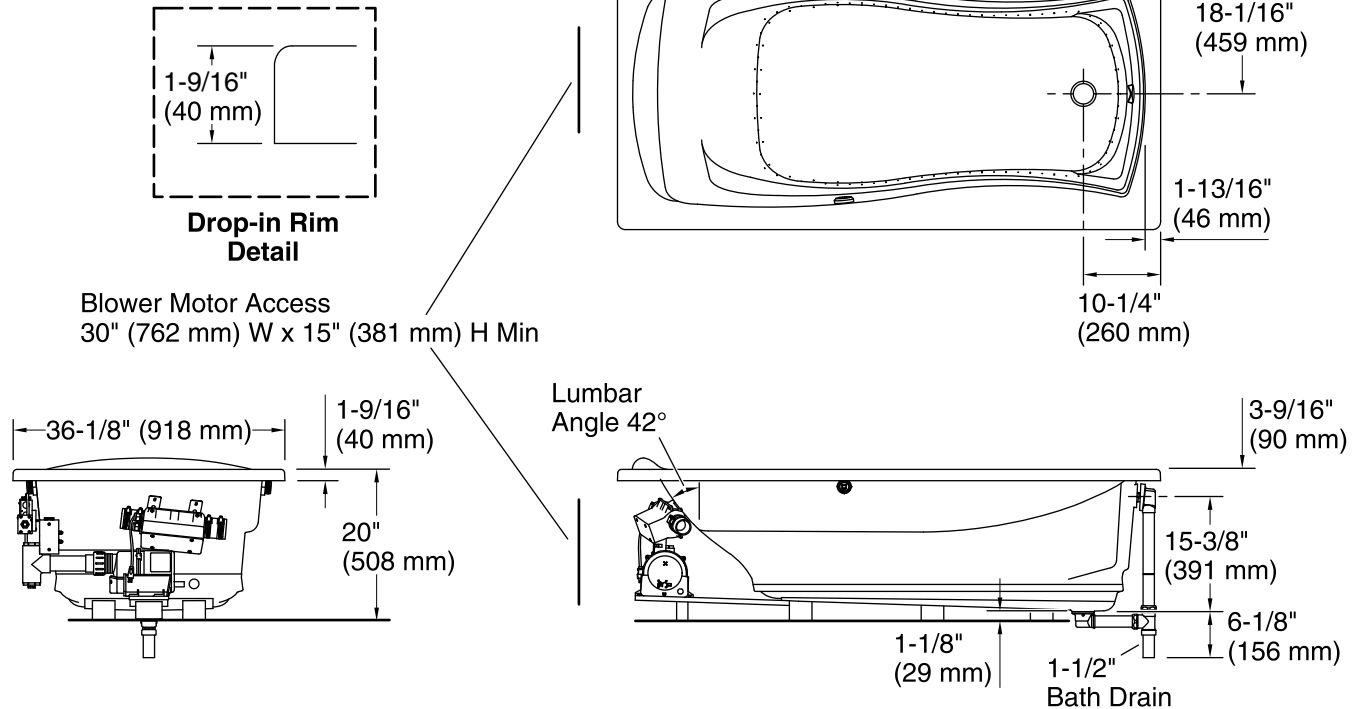
### Available Colors/Finishes

*Color tiles intended for reference only.*

Color	Code	Description
-------	------	-------------

	0	White
	96	Biscuit
	47	Almond
	NY	Dune

No change in measurements if connected with drain illustrated. (K-7272)



### Required Electrical Service

Two dedicated circuits required, protected with Class A Ground-Fault Circuit-Interrupter (GFCI). Outside North America, this device may be known as a Residual Current Device (RCD).

Blower, Heated	120 V, 15 A, 60 Hz
Surface:	
Air bath:	120 V, 15 A, 60 Hz

### Technical Information

All product dimensions are nominal.

Installation:	Drop-in
Drain location:	End
Basin area, bottom:	50" x 24" (1270 mm x 610 mm)
Basin area, top:	65" x 27" (1651 mm x 686 mm)
Weight:	114 lbs (51.7 kg)
Minimum floor load:	41 lbs/ft <sup>2</sup> (200.2 kg/m <sup>2</sup> )
Water depth:	14" (356 mm)
Water capacity:	72 gal (272.5 L)
Cutout:	Drop-in, 70" x 34" (1778 mm x 864 mm)
Electrical component rating:	Blower: 120 V, 10 A, 60 Hz Heated Surface: 120 V, 0.5 A, 60 Hz, 65

### Notes

Measure your actual product for rough-in details. Install this product according to the installation instructions.

The hot water supply should be 70% of the capacity of the bath or greater. Installations will vary.

Provide one grounded electrical outlet within 24" (610 mm) of each component.

Remote blower installation kit K-1446 is available for relocating the blower. Provide access for servicing the blower.

Do not relocate or alter the PVC tee or coiled flexible tubing connected to the blower. Follow the blower relocation instructions exactly.