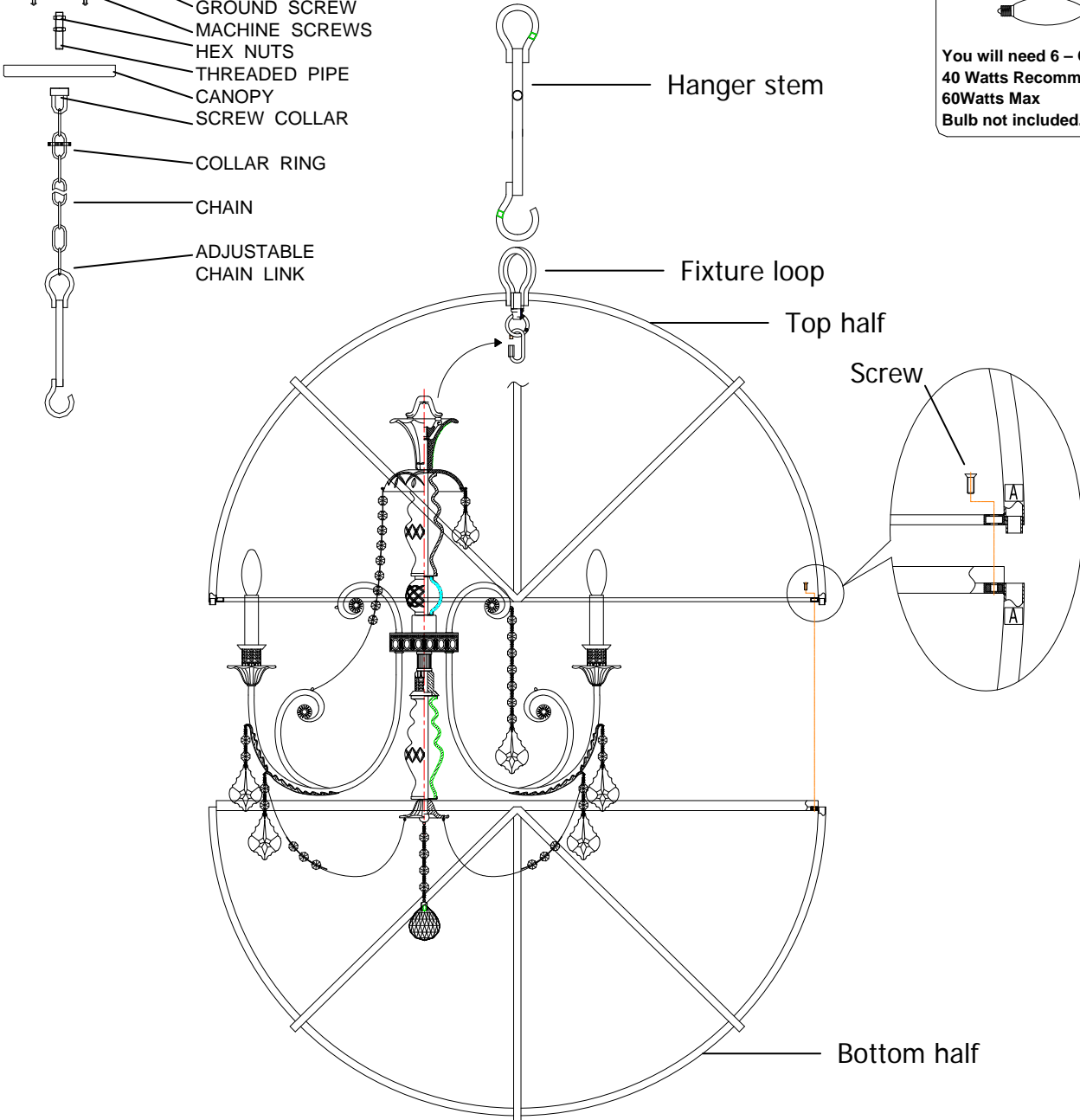
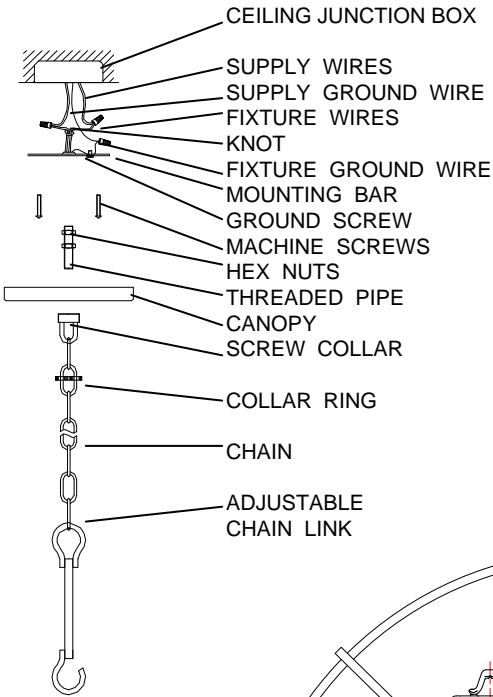


# CRYSTORAMA

1958  
 95 Cantiague Rock Road, Westbury NY 11590  
 ph:516.931.9090 fax:516.931.1254  
 info@crystorama.com www.crystorama.com

**MODEL#: 9219-EB-CL-MWP**  
**ASSEMBLY AND DRESSING INSTRUCTIONS**



**WARNING:**

Electrical Danger Turn Power Off

All electrical components must be installed by a licensed electrician in accordance with the National Electric Code and the appropriate local electrical codes.



You will need 6 - Cand.Bulb  
 40 Watts Recommended  
 60Watts Max  
 Bulb not included.

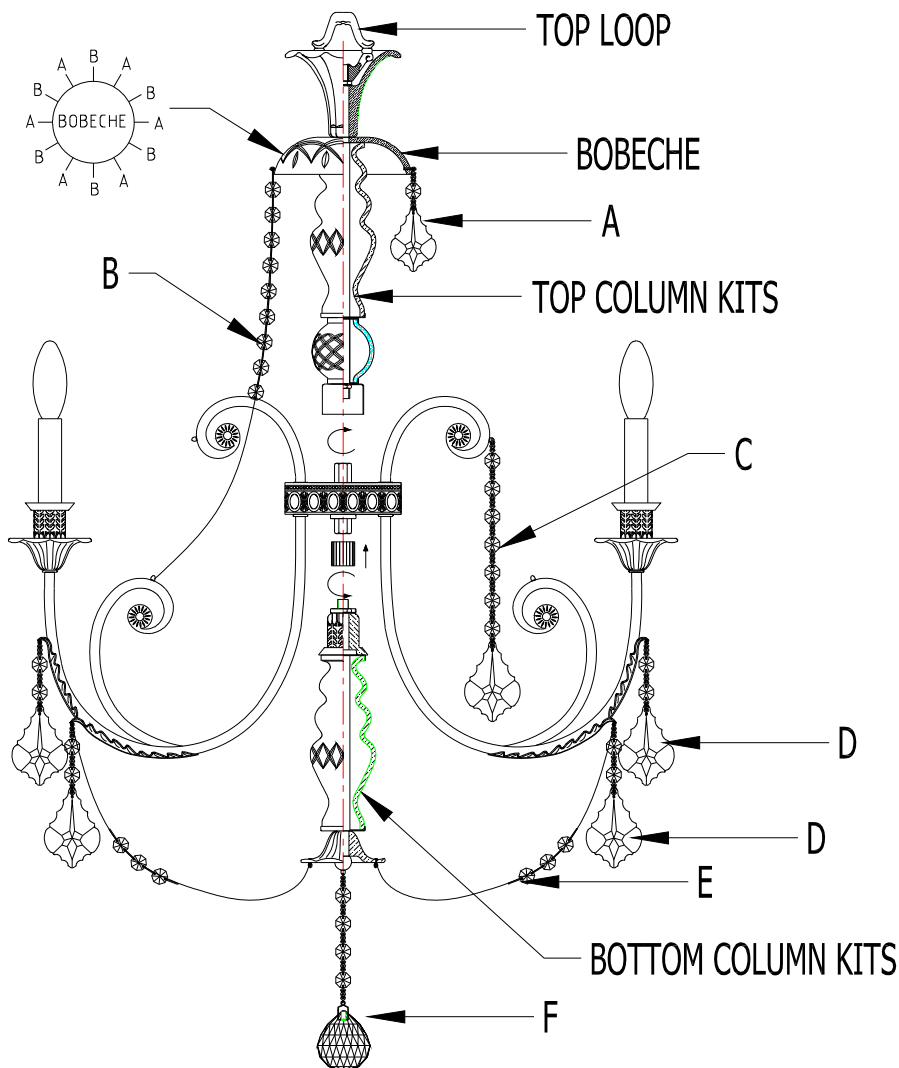
# CRYSTORAMA

1958  
95 Cantiague Rock Road, Westbury NY 11590  
ph:516.931.9090 fax:516.931.1254  
info@crystorama.com www.crystorama.com

## MODEL#: 9219-EB-CL-MWP ASSEMBLY AND DRESSING INSTRUCTIONS



All electrical components must be installed by a licensed electrician in accordance with the National Electric Code and the appropriate local electrical codes.



- A = (1\*50mm Crystal + 1\*14mm Jewel) \* 6PCS
- B = 16\*14mm Jewels Strand \* 6PCS
- C = (1\*76mm Crystal + 7\*14mm Jewels) \* 6PCS
- D = (1\*76mm Crystal + 2\*14mm Jewels) \* 12PCS
- E = 16\*14mm Jewels Strand \* 6PCS
- F = (1\*50mm Ball + 4\*14mm Jewels) \* 1PC

2013-05-04