

CRYST RAMA



1958

95 Cantiague Rock Road, Westbury NY 11590
 ph: 516.931.9090 fax: 516.931.1254
 info@crystorama.com www.crystorama.com

MODEL#: 4424 ASSEMBLY AND DRESSING INSTRUCTIONS

WARNING:

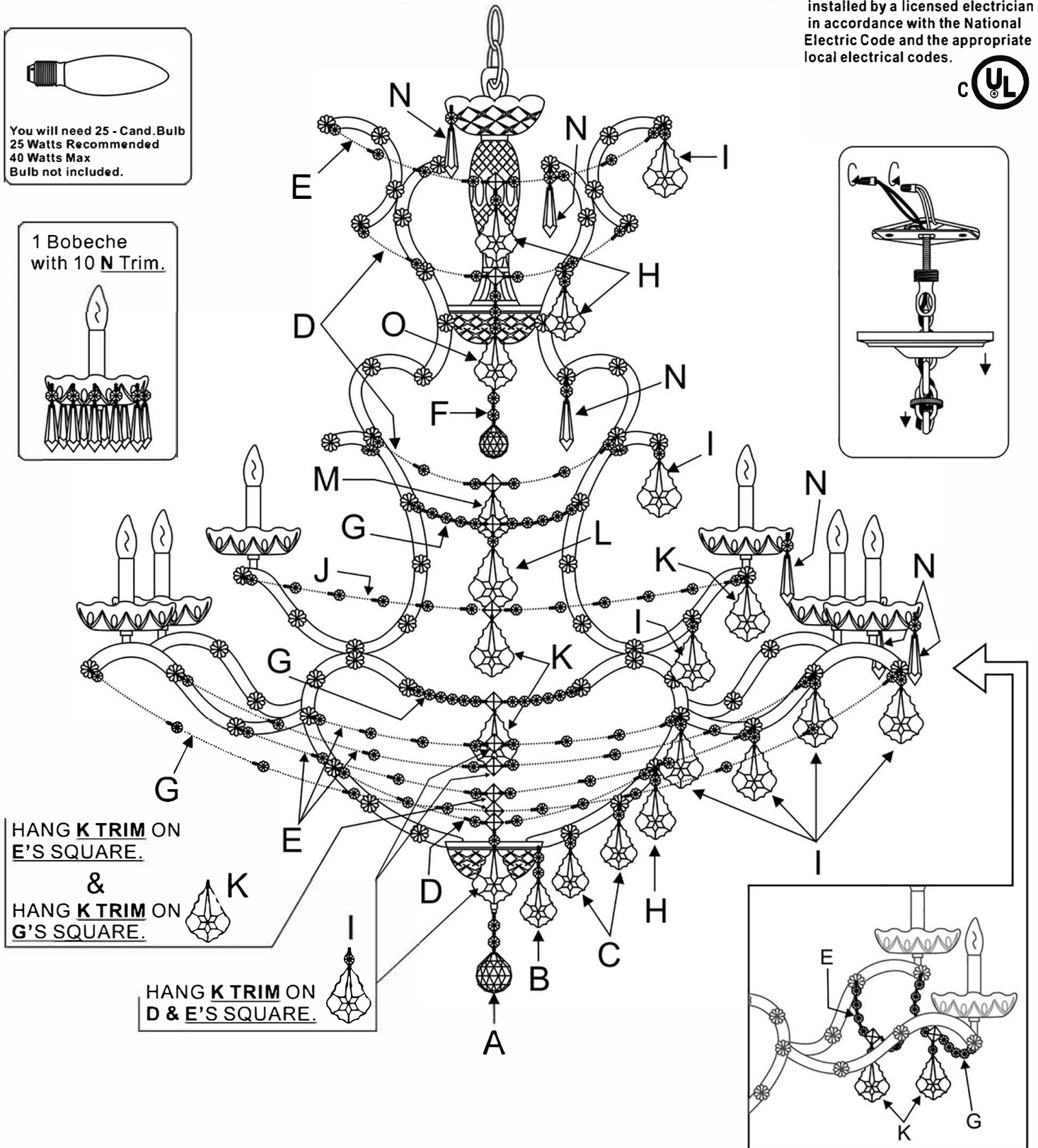
Electrical Danger Turn Power Off

All electrical components must be installed by a licensed electrician in accordance with the National Electric Code and the appropriate local electrical codes.



You will need 25 - Cand. Bulb
 25 Watts Recommended
 40 Watts Max
 Bulb not included.

1 Bobeche
 with 10 N Trim.



HANG **K TRIM** ON
E'S SQUARE.
 &
 HANG **K TRIM** ON
G'S SQUARE.

HANG **K TRIM** ON
D & E'S SQUARE.

CRYST RAMA



1958

95 Cantiague Rock Road, Westbury NY 11590

ph:516.931.9090 fax: 516. 931.1254
















info@crystorama.com www.crystorama.com

MODEL#:4424-MWP ASSEMBLY AND DRESSING INSTRUCTIONS



All electrical components must be installed by a licensed electrician in accordance with the National Electric Code and the appropriate local electrical codes.



- A=  (1x 60mm Ball + 2 Jewels) * 1pc
- B=  (20/64-2.5" + 2 Jewels) * 8pcs
- C=  (20/64-2.5") * 16pcs
- D=  (6 Jewels Strand + 1 Square with 3 Holes) * 32pcs
- E=  (8 Jewels Strand + 1 Square with 3 Holes) * 40pcs
- F=  (1x 40mm Ball + 4 Jewels) * 1pc
- G=  (10 Jewels Strand + 1 Square with 3 Holes) * 24pcs
- H=  (20/75-3") * 32pcs
- I=  (20/87-3.5") * 104pcs
- J=  (12 Jewels Strand + 1 Square with 3 Holes) * 8pcs
- K=  (20/87-3.5" -No Jewel) * 48pcs
- L=  (20/100-4") * 8pcs
- M=  (20/64-2.5" -No Jewel) * 8pcs
- N=  (2/38-1.5" -Drops) * 270pcs
- O=  (20/75-3" + 3 Jewels) * 8pcs